

SANITARY CLAMPS 13-MH SERIES

Features & Specifications

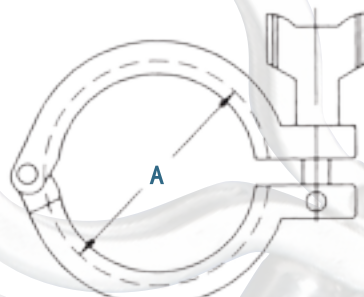
- » Constructed of 304 stainless steel
- » High quality product ensured with 100% factory inspection
- » Various wing nut styles available

13-MHM



13-MHM	Size	A
	½"	1.13
	¾"	1.13
	1"	2.12
	1½"	2.12
	2"	2.65
	2½"	3.19
	3"	3.72
	4"	4.82
	6"	6.71
	8"	8.70
	10"	10.71

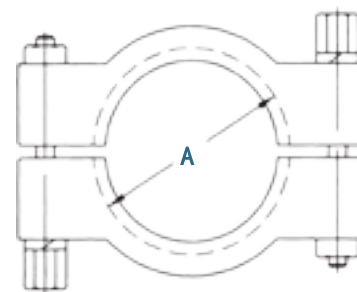
* Single Pin



13-MHP

13-MHP	Size	A
	1"	2.05
	1½"	2.05
	2"	2.58
	2½"	3.11
	3"	3.64
	4"	4.74
	6"	6.71

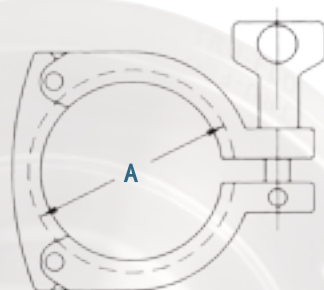
* High Pressure



13-MHHS

13-MHHS	Size	A
	½"	1.13
	¾"	1.13
	1"	2.12
	2"	2.65
	2½"	3.19
	3"	3.72
	4"	4.82
	6"	6.71
	8"	8.70

*3-Segment



13-MHMM	Size	A
	1"	2.12
	1½"	2.12
	2"	2.65
	2½"	3.19
	3"	3.72
	4"	4.82

* Double Pin

