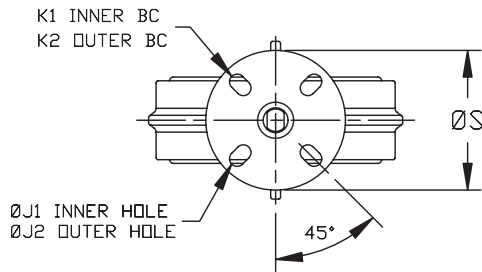
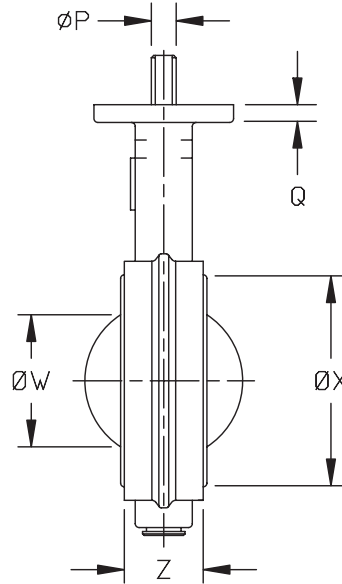
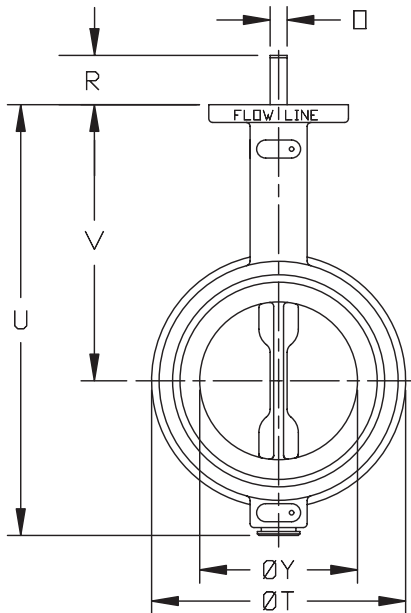


VALVE SIZE	Z	Y	X	W	V	U	T	S	R	Q	P	O	TOP PLATE DRILLING					WGT. (LBS.)
													K1	K2	#holes	J1	J2	
2	1.66	2.01	3.00	1.24	5.62	8.44	4.12	4.00	1.00	.44	.625	.375	2.76	3.25	4	.39	.41	6
2½	1.76	2.47	3.50	1.82	6.12	9.19	4.88	4.00	1.00	.44	.625	.375	2.76	3.25	4	.39	.41	7
3	1.78	3.04	4.09	2.54	6.38	9.69	5.38	4.00	1.00	.44	.625	.375	2.76	3.25	4	.39	.41	8
4	2.05	4.00	5.31	3.54	7.12	11.00	6.88	4.00	1.00	.44	.625	.375	2.76	3.25	4	.39	.41	12
5	2.14	4.80	6.26	4.36	7.75	12.12	7.75	4.00	1.25	.44	.838	.500	2.76	3.25	4	.39	.41	15
6	2.19	6.07	7.42	5.72	8.25	13.25	8.75	4.00	1.25	.44	.838	.500	2.76	3.25	4	.39	.41	18
8	2.39	7.91	9.38	7.60	9.44	15.56	11.00	6.00	1.38	.56	.838	.500	4.02	5.00	4	.53	.53	29
10	2.58	9.80	11.51	9.51	11.28	18.69	13.38	6.00	1.38	.56	.963	.625	4.02	5.00	4	.53	.53	43
12	3.03	11.81	13.55	11.48	12.19	21.69	16.12	6.00	1.38	.56	1.338	.750	4.02	5.00	4	.53	.53	71

NOTE: W IS DISC CHORDAL DIMENSION AT VALVE FACE
ALL DIMENSIONS ARE INCHES



4	STEM		
3	DISC		
2	SEAT		
1	BODY		
ITEM	DESCRIPTION	MATERIAL	REMARKS

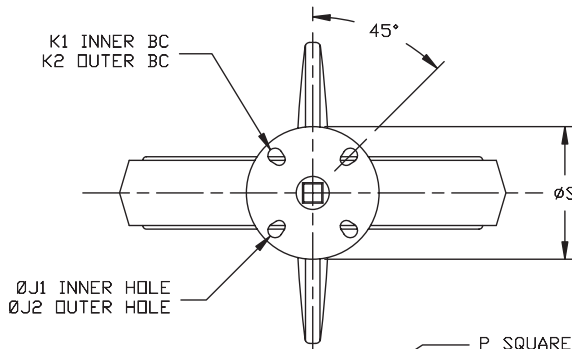


VALVE SIZE	FLANGE DRILLING	DIMENSIONAL DATA SHEET		PART NO.	
		BUTTERFLY VALVE SERIES 72 SIZES 2"-12"		DRAWING NO.	REV
				72-001	A
				DATE	
				10/03	

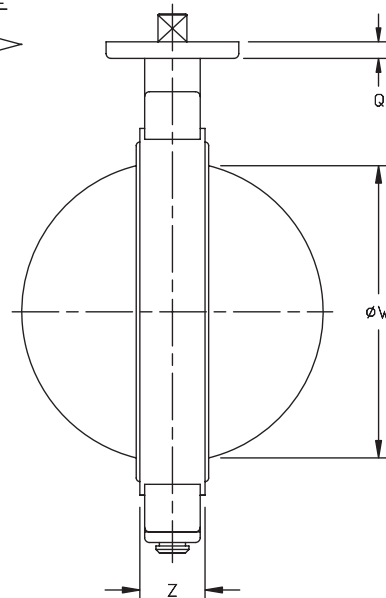
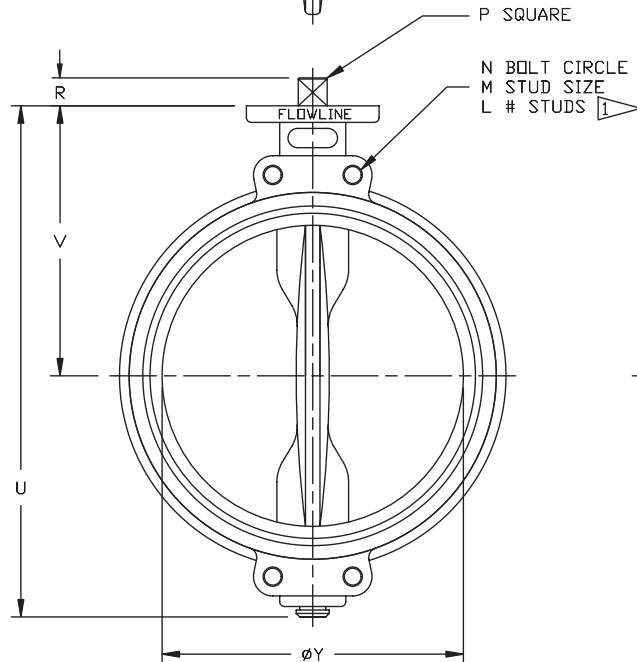
VALVE SIZE	Z	Y	W	V	U	S	R	Q	P	LUG DRILLING			TOP PLATE DRILLING				WGT. (LBS.)	
										N	M	L	K1	K2	#holes	J1		J2
14	2.91	13.06	12.80	13.04	23.18	6.87	1.45	.86	1.06	18.75	1-8 UNC	12	4.92	5.51	4	.625	.75	120
16	3.37	15.26	14.96	14.01	26.52	6.87	1.45	.86	1.06	21.25	1-8 UNC	16	4.92	5.51	4	.625	.75	165
18	4.12	17.26	16.85	15.03	28.18	6.87	1.45	.98	1.06	22.75	18-7 UNC	16	4.92	5.51	4	.625	.75	210
20	5.13	19.28	18.66	16.06	30.25	6.87	1.92	.98	1.41	25.00	18-7 UNC	20	5.51	6.88	4	.75	.75	250
24	5.96	23.24	22.55	19.12	35.87	6.87	1.92	.98	1.41	29.50	1¼-7 UNC	20	---	6.88	4	---	.75	400

NOTE: W IS DISC CHORDAL DIMENSION AT VALVE FACE
 ALL DIMENSIONS ARE INCHES

 4 TAPPED HOLES PER FLANGE FACE



4	STEM		
3	DISC		
2	SEAT		
1	BODY		
ITEM	DESCRIPTION	MATERIAL	REMARKS



VALVE SIZE	FLANGE DRILLING	DIMENSIONAL DATA SHEET		PART NO.	
PRESSURE RATING		BUTTERFLY VALVE SERIES 72 SIZES 14" - 24"		DRAWING NO.	REV
CUSTOMER/PROJECT				72-002	A
INQ./PO NO.				DATE	
ORDER NO.				10/03	
CERTIFIED BY	DATE				