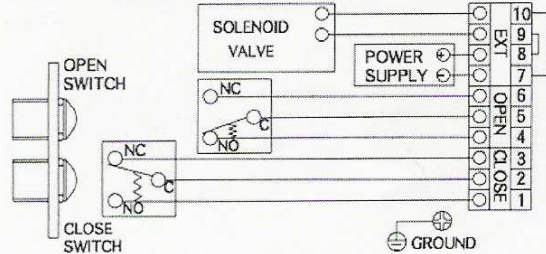
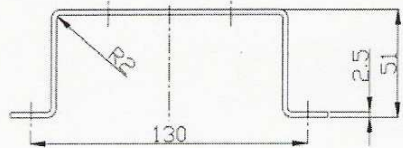
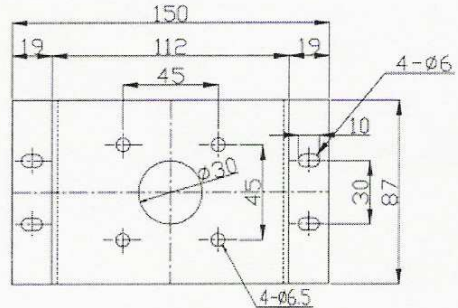
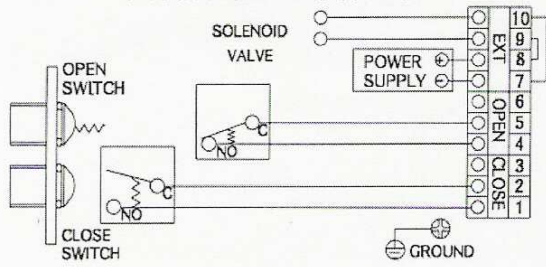


MECHANICAL SWITCH



PROXIMITY SWITCH



LIMIT SWITCH MODEL	
VOLTAGE RATING	
CUSTOMER/PROJECT	
INQ./PO NO.	
ORDER NO.	
CERTIFIED BY	DATE

SERIES 53/54

PART NO.	
DRAWING NO.	REV
DATE	